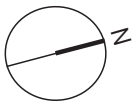


ROBERTS PARK CONTEXT PLAN: STAGES 1-2



CONCEPT MASTERPLAN: STAGES 1-2

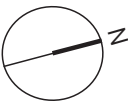


- LEGEND**
- 1 Future dry play space*
 - 2 Amenities: Kiosk, toilets, adult change toilet and family change room
 - 3 Splash pad
 - 4 Water play area
 - 5 Large picnic shelter
 - 6 Small picnic shelters
 - 7 Open kick-about space
 - 8 Proposed car park
 - 9 Existing car park
 - 10 Seating terraces
 - 11 Central seating bench
 - 12 Raised planters with seating edges
 - 13 Planting
 - - Barrier fence
 - 14 Food truck (temporary use)

*Future dry playspace - stage 2 (unfunded)

0 10 20

30M/ 1:500@A3



'TIDDALIK' DREAMTIME STORY INTERPRETATION

The proposed theme for the splash park, 'Tiddalik the Frog' is an Aboriginal Dreamtime story where a frog called Tiddalik greedily drinks all the fresh water, and other animals in the community work together to make him laugh and return the water to the billabong.



- LEGEND**
- A Dry Creekbed - *Water drunk dry by Tiddalik**
 - B Story Circle*
 - C Semi-dry Creek Bed
 - D Fun-brella - *Echidna rolls into a tight Ball*
 - E Water Weaver - *Wombat dances in a circle*
 - F Blooming Soaker - *Kookaburra sits on a branch*
 - G Spiral Tunnel - *Snake wiggles into a tight knot*
 - H Mega Soaker - *Water comes gushing out of Tiddaliks mouth*
 - I Billabong refilled - *Water refills the Billabong*
 - ● ● Dry "Billabong"
 - ● ● Semi-dry "Billabong"
 - ● ● Refilled "Billabong"
 - ⊙ Story Circle
 - * Interpretation points

*Future dry playspace - stage 2 (unfunded)

0 10 20 30M/ 1:500@A3



'TIDDALIK' DREAMTIME STORY INTERPRETIVE ELEMENTS

STORY CIRCLE




Opportunity for gathering and an introduction to the story

INTERPRETATION POINTS



INTERPRETIVE ELEMENTS - GROUNDPLANE



Concrete imprints and steel inlays into a variety of materials

INTERPRETIVE ELEMENTS - SCULPTURAL



Animal Sculptures that could reference characters in the Tiddalik story

DRY CREEK BED



An interpretive dry creek bed that responds to the start of the Tiddalik Story

WATER PLAY CHANNEL



An interpretive water channel that responds to the end of the Tiddalik Story

SPLASH PAD AND WATER PLAY CONCEPT - STAGE I



- LEGEND**
- 1 Fun-brella (echidna footprints*)
 - 2 Water disc
 - 3 Water weaver (wombat footprints*)
 - 4 Spray tunnel
 - 5 Blooming soaker x 2 (Kookaburra totems*)
 - 6 Boingo x 2
 - 7 Group volcano
 - 8 Spiral tunnel (snake engraving*)
 - 9 Team blaster
 - 10 Geysers
 - 11 Mega soaker (high point)
 - 12 Water pump
 - 13 Consealed water pump
 - 14 Steel channels
 - 15 Water flap
 - 16 Big bucket wheel
 - 17 Cascade water feature
 - 18 Star shade structures
 - 19 Timber bridges
 - 20 Softfall rubber mounds
 - 21 Accessible ramp
 - 22 Sandstone seating wall
 - 23 "Lilypad" stepping stones (100mm) (outside of splash zone)
 - 24 Rivulets and raised (100mm) stepping stones

*Interpretation opportunities

SPLASH PAD AND WATER PLAY EQUIPMENT EXAMPLES

Mega Soaker



Fun - Brella



Water Weaver




Bloomin Soaker



Team Blaster



Geysers



Water Disc



Boingo



Spiral Tunnel



Spray Tunnel



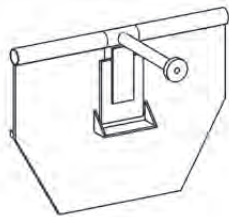
Group Volcano



Concealed Pump with continuous running water



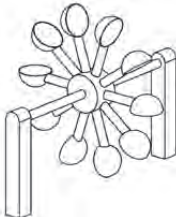
Water Flap



Steel Channel



Big Bucket Wheel



Water Pump




"Lilypad" stepping stones



FUTURE DRY PLAYGROUND CONCEPT PLAN - STAGE 2 (UNFUNDED)




- LEGEND**
- 1 Hero play structure:
Custom Greenville Rope Play
 - 2 Giant group swing
 - 3 Accessible carousel
 - 4 Single and double embankment slide
 - 5 Custom design natural balance trail
 - 6 Toddler play house combination unit
 - 7 Two bay swing
 - 8 Seating area
 - 9 Dry creek bed
 - 10 Timber crossings
 - 11 Main entry threshold to the playground
 - 12 Raised seating edges to garden beds
 - 13 Central seating bench
 - 14 Amenities building
 - 15 Accessible rocker
 - 16 Accessible trampolines
 - Barrier fence



DRY PLAY EQUIPMENT EXAMPLES

HERO PLAY FEATURE



NATURAL BALANCE CHALLENGE



HIGH ENERGY PLAY



TODDLER/IMAGINATION PLAY



INCLUSIVE PLAY



MATERIALS EXAMPLES



CONCRETE PATHS



COLOURED CONCRETE



RUBBER SOFTFALL



SINGLE PICNIC SHELTERS



ACCESSIBLE BARBECUE



SANDSTONE BLOCKS SEATING WALLS



SANDSTONE BLOCK AMPITHEATRE



TIMBER BENCH SEATING



DRY CREEK BED



PLANTING BANDS



ENTRY/NODE PLANTING



AMENITIES BUILDINGS

WARREN AND MAHONEY®

